

# Travel with confidence with Chubb Travel Smart

Chubb Travel Smart App<sup>SM</sup> empowers employees on business travel with the information and tools so that they travel safer and smarter. Here's how:

## Before your Trip

## During your Trip

### 1 Download the App

Go to App Store/Google Play



### 2 Take the e-Learning Modules

Pick up travel tips to stay safe abroad.



High Risk Locations




Cyber Safety



Terrorism (including mass casualty attacks and eight other)



Prepare for the destination



### 3 Prepare to receive Alerts

Turn on the settings on your phone and the App.

### 1 Use the Tools

Currency Converter helps you to plan your expenditure.



Find your Embassy if you need to replace your lost passport.




### 2 Receive Alerts

Stay updated on any incidents wherever you are.



### 3 Call the Hotline

Help is just a finger touch away if you are in an emergency.




## 3 Steps to download Chubb Travel Smart App:



Policy No:

### Step 1:

If you do not see the Policy Number here, please obtain it from your HR/Risk Manager.



Name:  
Country:  
Email:  
Policy No:  
Password:

Submit

### Step 2:

Input your details, password and Policy Number and Click the "Submit" button. Set your password at least 10 characters, with at least one uppercase letter, one lowercase and one number.



Submit

### Step 3:

An email will be sent to you for verification, then input your Phone Number and click "Submit" button.